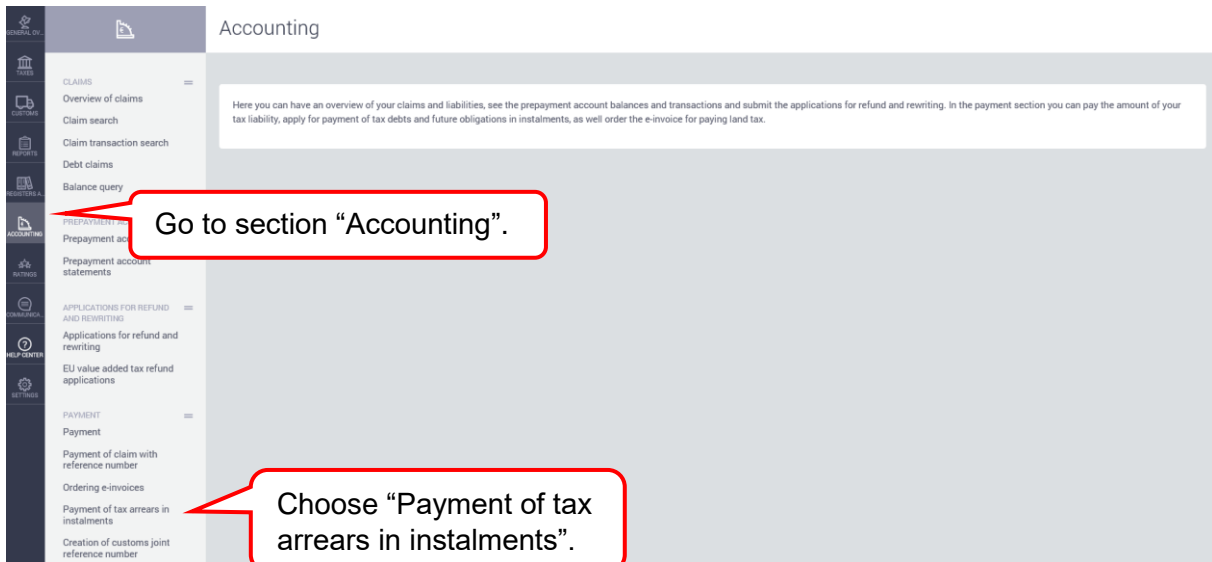
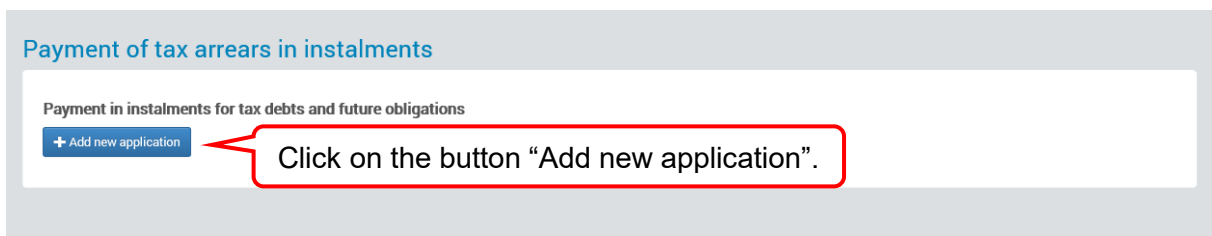


Application for payment in instalments in the e-MTA

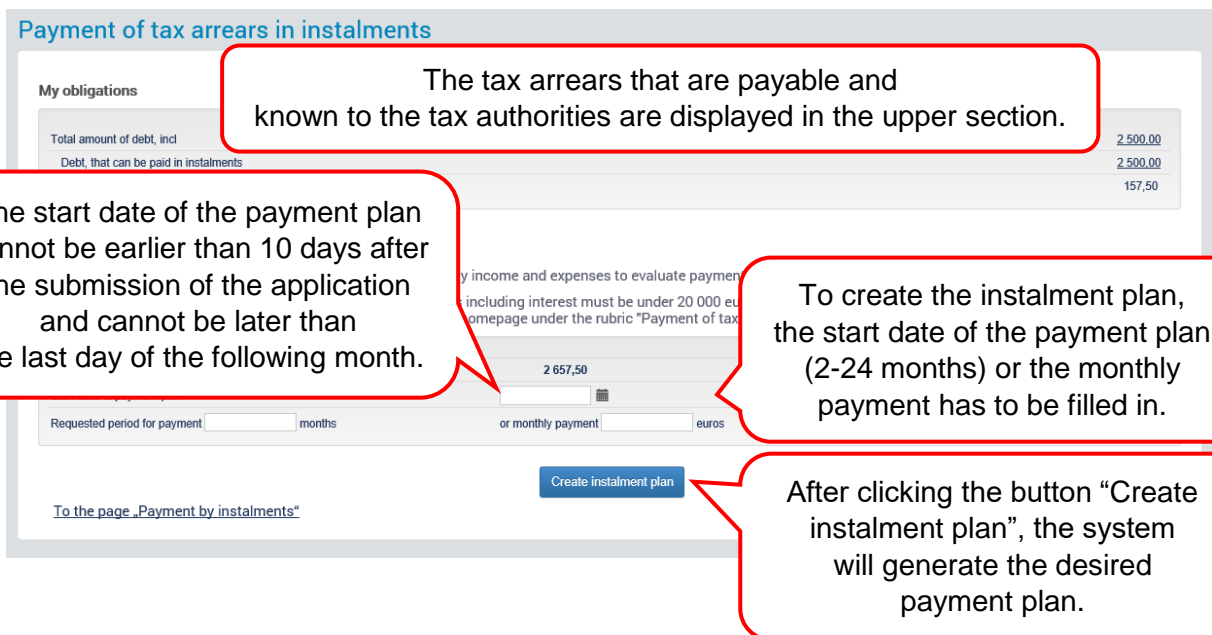
To submit an application for payment in instalments, please enter the e-MTA, go to section “Accounting” and choose “Payment of tax arrears in instalments”.



The screenshot shows the 'Accounting' section of the e-MTA interface. The left sidebar contains a menu with categories: CLAIMS, PREPAYMENTS, APPLICATIONS FOR REFUND AND REWRITING, and PAYMENT. Under the 'PAYMENT' category, the option 'Payment of tax arrears in instalments' is highlighted. A red callout box points to this option with the text: 'Choose “Payment of tax arrears in instalments”'. Another red callout box points to the 'Accounting' menu item in the sidebar with the text: 'Go to section “Accounting”'. The main content area displays a header 'Accounting' and a descriptive paragraph about claims and liabilities.



The screenshot shows the 'Payment of tax arrears in instalments' page. The title is 'Payment of tax arrears in instalments'. Below the title, there is a section 'Payment in instalments for tax debts and future obligations' with a blue button labeled '+ Add new application'. A red callout box points to this button with the text: 'Click on the button “Add new application”'.



The screenshot shows the 'My obligations' section of the 'Payment of tax arrears in instalments' page. It displays a table of obligations:

My obligations	
Total amount of debt, incl	2 500,00
Debt, that can be paid in instalments	2 500,00
	157,50

Below the table, there is a section for creating an instalment plan. It includes a text box for 'Requested period for payment' (in months) and a text box for 'or monthly payment' (in euros). A blue button labeled 'Create instalment plan' is visible. A red callout box points to this button with the text: 'After clicking the button “Create instalment plan”, the system will generate the desired payment plan.' Another red callout box points to the table with the text: 'The tax arrears that are payable and known to the tax authorities are displayed in the upper section.' A third red callout box points to the 'Requested period for payment' field with the text: 'The start date of the payment plan cannot be earlier than 10 days after the submission of the application and cannot be later than the last day of the following month.' A fourth red callout box points to the 'or monthly payment' field with the text: 'To create the instalment plan, the start date of the payment plan (2-24 months) or the monthly payment has to be filled in.'

Payment of tax arrears in instalments

My obligations

Total amount of debt, incl	2 530,00
Debt, that can be paid in instalments	2 530,00
Future obligations, that can be paid in instalments	200,00
Calculated interest	157,50

Creating a payment plan

Before submitting your application, you can calculate your monthly income and expenses to evaluate payment options. For that purpose you can use [the solvency calculator](#). To receive an automatic decision the total amount of tax liabilities including interest must be under 20 000 euros and the period of instalment schedule can be up to 12 months. All of the criteria for the simplified procedure can be found on the homepage under the rubric "Payment of tax liabilities in instalments".

I wish to add future obligations into the payment plan

Amount paid by instalments 2 887,50

Start date of payment plan

Requested period for payment months or monthly payment euros

[Create instalment plan](#)

[To the page „Payment by instalments“](#)

If you want to have your future tax liabilities to be involved in the payment plan, you have the option to insert only the monthly payment.

Payment of tax arrears in instalments

My obligations

Total amount of debt, incl	2 500,00
Debt, that can be paid in instalments	2 500,00
Calculated interest	157,50

Creating a payment plan

Before submitting your application, you can calculate your monthly income and expenses to evaluate payment options. For that purpose you can use [the solvency calculator](#). To receive an automatic decision the total amount of tax liabilities including interest must be under 20 000 euros and the period of instalment schedule can be up to 12 months. All of the criteria for the simplified procedure can be found on the homepage under the rubric "Payment of tax liabilities in instalments".

Amount paid by instalments 2 657,50

Start date of payment plan 09.03.2020

Requested period for payment 4 months or monthly payment 664,38 euros

[Create instalment plan](#)

Payment plan

Due date	Amount
09.03.2020	664,38
09.04.2020	664,38
09.05.2020	664,38
09.06.2020	664,36
Amount paid by instalments:	2 657,50
The balance to be paid by instalment:	2 657,50
Difference:	0,00
Interest calculated on claims in payment plan, that needs to be paid after the last instalment	79,65

[Change the instalments](#)

The estimated interest of the tax arrears included in the payment plan during the period of the payment plan is displayed next to the payment plan.

I have read and agree with the [payment period conditions](#)

[Submit application](#)

Before submitting the application, you have to review the terms of the payment in instalments and after that make a check in the box.

By selecting "Change the instalments", you can apply for a payment schedule with irregular instalments. Please note that the final instalment may not exceed 50% of the total debt included in the schedule and **the application will be processed by an official.**

Payment plan

Due date	Amount
09.03.2020	664,38
09.04.2020	664,38
09.05.2020	664,38
09.06.2020	664,38
Amount paid by instalments:	2 657,50
The balance to be paid by instalment:	2 657,50
Difference:	0,00
Interest calculated on claims in payment plan, that needs to be paid after the last instalment	79,65

[Change the instalments](#)

I have read and agree with the [payment period conditions](#)

Submit application

Payment of tax arrears in instalments

Thank you for submitting your application!

Your application has been approved. Please check the added documents.

If your application is in accordance with the simplified procedure conditions, after clicking the button "Submit application", the verified payment plan will be displayed.

Applying for payment by instalments

Status: Granted

Proceeding

Relevant documents

Document			Date of document	Number of document
Intressinõue	pdf	bdoc	28.02.2020	13-3/427
Ajatamise otsus (lihtsustatud korras)	pdf	bdoc	28.02.2020	13-1.1/11

Under the heading "Relevant documents", you can open and review the documents concerning the payment in instalments (the decision, interest claim etc.).

Payment plan details

Amount paid by instalments	2 658,00
Amount left to pay	2 658,00
Number of payments	4
Next payment	664,50
Due date of next payment	09.03.2020
Due date of last payment	09.06.2020

Payment plan

Due date of payment	Amount	Amount left to pay	Date of payment
09.03.2020	664,50	664,50	
09.04.2020	664,50	664,50	
09.05.2020	664,50	664,50	
09.06.2020	664,50	664,50	

[To the page „Payment by instalments“](#)

Application has not been submitted yet
Please provide additional information and necessary documents.

Additional information

Explain, how you will be able to make the payments during the payment plan. If someone is assisting you with payment, please write their name and ID-number/date of birth if possible.

Remaining characters: 500

Total income in a month

Total expenses in a month

Balance (income - expenses):

Documents

Mandatory documents Please add the annual report and profit and loss account for the current year. We also ask you to add the previous annual report and profit and loss account in case they have not been submitted to the business register.

Voluntary documents Please add documents, that prove income and expenses (e.g bank account statement) or existence of collateral (e.g evaluation act).

[Add document](#)

I have [read the terms](#)

[Submit application](#) [Delete application](#) [Save the application](#)

[To the page „Payment by instalments“](#)

If there are circumstances, which justify the application being proceeded by an official, you must additionally fill in the boxes below and submit the mandatory documents at least in one file. You can then approve the application by clicking the button "Submit application".

Payment of tax arrears in instalments

Thank you for submitting your application!

The processing of the application might take up to 20 days. For further questions we will contact you using these channels:

Address: Haabersti linnaosa Tallinn Harju maakond
E-mail: xxxxxx@gmail.com
Phone: 12345678

Postal address, phone number or e-mail address can be updated in the section "Contract and settings" under heading "Contract and settings"

Applying for payment by instalments
Status: Pending

Confirmation of the acceptance of the application and forwarding for processing will be displayed. You can also check the validity of your contact information and, if necessary, change it in section "Settings".

Payment of tax arrears in instalments

Payment in instalments for tax debts and future obligations

[+ Add new application](#)

Applications

Submission date	Status	Type of submission	Applicant
28.02.2020	Granted	Electronically	Applicant's first and last name <input type="text"/>

All procedural information and documents relating to the application can be viewed at any time in section "Accounting" – "Payment of tax arrears in instalments".